


E80 CHARGING AND DISCHARGING THE CAPACITOR II.




1x button



1x resistor 100Ω



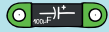
1x switch



1x battery



2x LED



2x capacitor 100μF



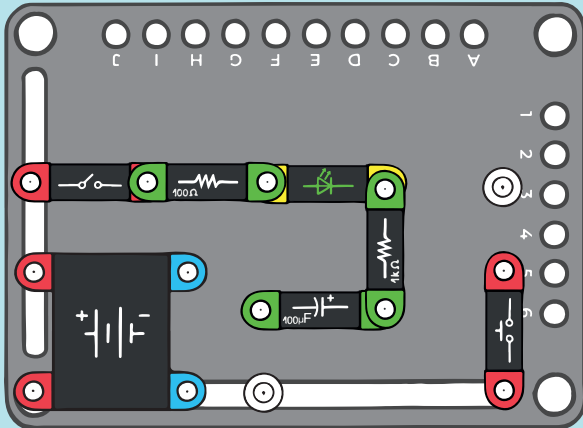
1x resistor 1kΩ



2x LED

By connecting the second capacitor in parallel, you will double the capacitance of the capacitor bank. Both LEDs will light up for about twice as long during charging and discharging. The function of the circuit is the same as for E80.

1.



2.

