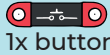


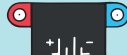
## L30 SWITCH VS. BUTTON



2x LED



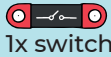
1x button



1x battery



2x



1x switch



2x resistor 1kΩ



2x

The basic components in the circuit include switches and buttons that control the current flow. The switch has two stable positions (OFF and ON) and the current flows only in the ON position. The current flows through the button only when it is pressed.

